

What is PowerSchool?

PowerSchool is the online conduit where students' marks, attendance, schedule information, and teacher comments can be found. PowerSchool gives parents and students continuous access to key information about students' learning. As a result of the continued popularity and success of reporting via PowerSchool we now have live reporting of student assessments through PowerSchool. With live reporting we no longer send paper report cards home throughout the year. We are currently exploring the possibility of year end report cards. Checking PowerSchool regularly is a key communication tool for teachers, parents, and students.

Finding Student Marks









Once you have logged into your account, the default screen of Grades and Attendance will be displayed.

To find your child's mark, click on the link under the current term (T1, T2 or T3) column beside the desired subject. This will display the assignments that the teacher has entered into Powerschool. Please note that clicking on Y1 will simply display the entire year so far and not just the current term. (see below)

Attendance By Class																		
Exp	Last Week					This Week					Course	T1	T2	E1	T3	Y1	Absences	Tardies
	M	T	W	T	F	M	T	W	T	F								
E1(D1-D6)											Elem_Att_4_AM Rm: 151	[1]	[1]	[1]	[1]	[1]	0	0
E2(D1,D4) E4(D3,D6) E5(D3,D5-D6) E9(D1)											Elem_Math_4 Rm: 151	[1]	[1]	[1]	[1]	[1]	0	0

To see assessment indicators for specific objectives, click on the blue box as shown below.

Navigation

-  Grades and Attendance
-  Grade History
-  Attendance History
-  Email Notification
-  Teacher Comments
-  School Bulletin
-  Class Registration
-  My Schedule

Course
Teacher
Expression
Final Grade¹














Elem_Math_4		E2(D1,D4) E4(D3,D6) E5(D3,D5-D6) E9(D1)	E
-------------	--	---	---

Teacher Comments:

Section Description:

Display Standards

Assignments

Due Date	Category	Assignment	Flags	Score	Grade	
06/25/2018	Term One	Plants Project	  	--		
05/24/2018	Term One	Testse	   	--		
05/09/2018	Term One	Test Assignment	  	--		

By clicking the blue box, you will see the screen below:

Assignments

Due Date	Category	Assignment	Flags	Score	Grade	
06/25/2018	Term One	Plants Project		--		View
		4MATH.1.RO.N - Represents, compares and describes numbers to 10 000.		E		
		4MATH.2.RO.N - Adds and subtracts 3 and 4 digit numerals to 10 000, with and without decimals.		P		View Assignment Comments
		4MATH.3.RO.N - Understands and applies strategies for multiplication and related division facts to 9x9.		P		
		4MATH.4.RO.N - Multiplies 2 and 3 digit numerals by 1 digit numerals to solve problems.		P		
		4MATH.5.RO.N - Divides 2 digit numbers by 1 digit with and without remainders to solve problems.		P		

On either of the two previous screens, you can click on View (see above). This will allow you to read specific comments from your child's teacher.

Devices to Access PowerSchool On

PowerSchool has apps for mobile devices. However, for the most detailed information, we would suggest logging in to PowerSchool via the website (on your computer or phone) as the app does not currently display the most detailed information on student assessment.